

### Number writing '1'

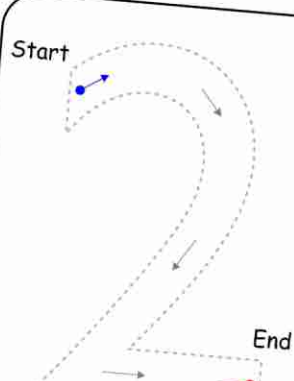
0 1 2 3 4 5 6 7 8 9



Tracing practice for the number 1 on a three-line grid. The first row shows the number 1 on a dotted line with arrows indicating the downward stroke. The second row shows the number 1 on a solid line with arrows. The third row shows the number 1 on a dotted line with arrows. The fourth row shows the number 1 on a solid line with arrows.

### Number writing '2'

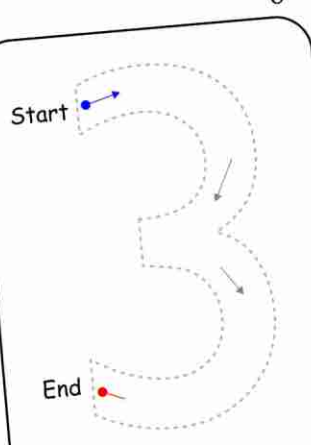
0 1 2 3 4 5 6 7 8 9



Tracing practice for the number 2 on a three-line grid. The first row shows the number 2 on a dotted line with arrows. The second row shows the number 2 on a solid line with arrows. The third row shows the number 2 on a dotted line with arrows. The fourth row shows the number 2 on a solid line with arrows.

### Number writing '3'

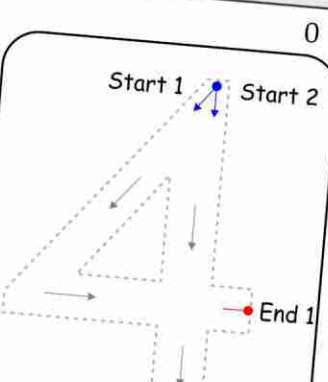
0 1 2 3 4 5 6 7 8 9



Tracing practice for the number 3 on a three-line grid. The first row shows the number 3 on a dotted line with arrows. The second row shows the number 3 on a solid line with arrows. The third row shows the number 3 on a dotted line with arrows. The fourth row shows the number 3 on a solid line with arrows.

### Number writing '4'

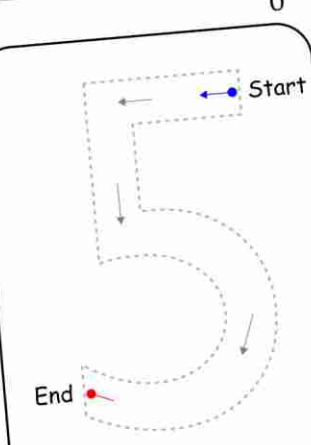
0 1 2 3 4 5 6 7 8 9



Tracing practice for the number 4 on a three-line grid. The first row shows the number 4 on a dotted line with arrows. The second row shows the number 4 on a solid line with arrows. The third row shows the number 4 on a dotted line with arrows. The fourth row shows the number 4 on a solid line with arrows.

### Number writing '5'

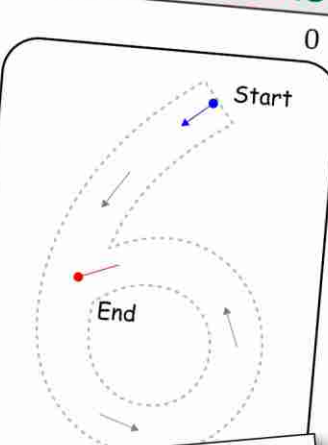
0 1 2 3 4 5 6 7 8 9



Tracing practice for the number 5 on a three-line grid. The first row shows the number 5 on a dotted line with arrows. The second row shows the number 5 on a solid line with arrows. The third row shows the number 5 on a dotted line with arrows. The fourth row shows the number 5 on a solid line with arrows.

### Number writing '6'

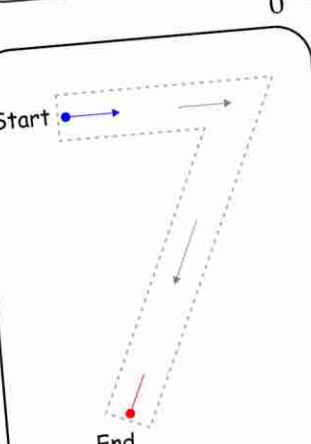
0 1 2 3 4 5 6 7 8 9



Tracing practice for the number 6 on a three-line grid. The first row shows the number 6 on a dotted line with arrows. The second row shows the number 6 on a solid line with arrows. The third row shows the number 6 on a dotted line with arrows. The fourth row shows the number 6 on a solid line with arrows.

### Number writing '7'

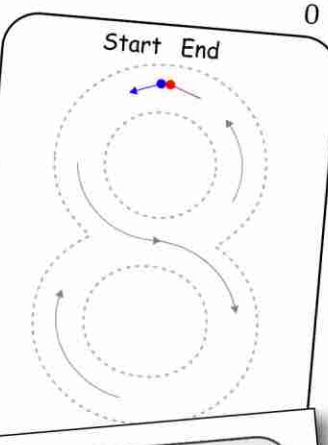
0 1 2 3 4 5 6 7 8 9



Tracing practice for the number 7 on a three-line grid. The first row shows the number 7 on a dotted line with arrows. The second row shows the number 7 on a solid line with arrows. The third row shows the number 7 on a dotted line with arrows. The fourth row shows the number 7 on a solid line with arrows.

### Number writing '8'

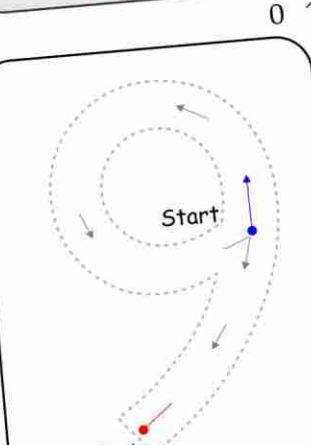
0 1 2 3 4 5 6 7 8 9



Tracing practice for the number 8 on a three-line grid. The first row shows the number 8 on a dotted line with arrows. The second row shows the number 8 on a solid line with arrows. The third row shows the number 8 on a dotted line with arrows. The fourth row shows the number 8 on a solid line with arrows.

### Number writing '9'

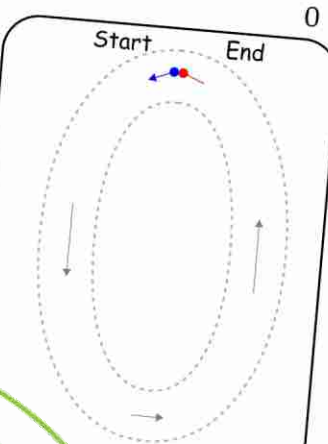
0 1 2 3 4 5 6 7 8 9




Tracing practice for the number 9 on a three-line grid. The first row shows the number 9 on a dotted line with arrows. The second row shows the number 9 on a solid line with arrows. The third row shows the number 9 on a dotted line with arrows. The fourth row shows the number 9 on a solid line with arrows.

### Number writing '0'

0 1 2 3 4 5 6 7 8 9



Tracing practice for the number 0 on a three-line grid. The first row shows the number 0 on a dotted line with arrows. The second row shows the number 0 on a solid line with arrows. The third row shows the number 0 on a dotted line with arrows. The fourth row shows the number 0 on a solid line with arrows.



Download this and other Bounce Learning Kids resources at [www.bouncelarningkids.com](http://www.bouncelarningkids.com)

Copyright Bounce Learning Kids. All rights reserved.